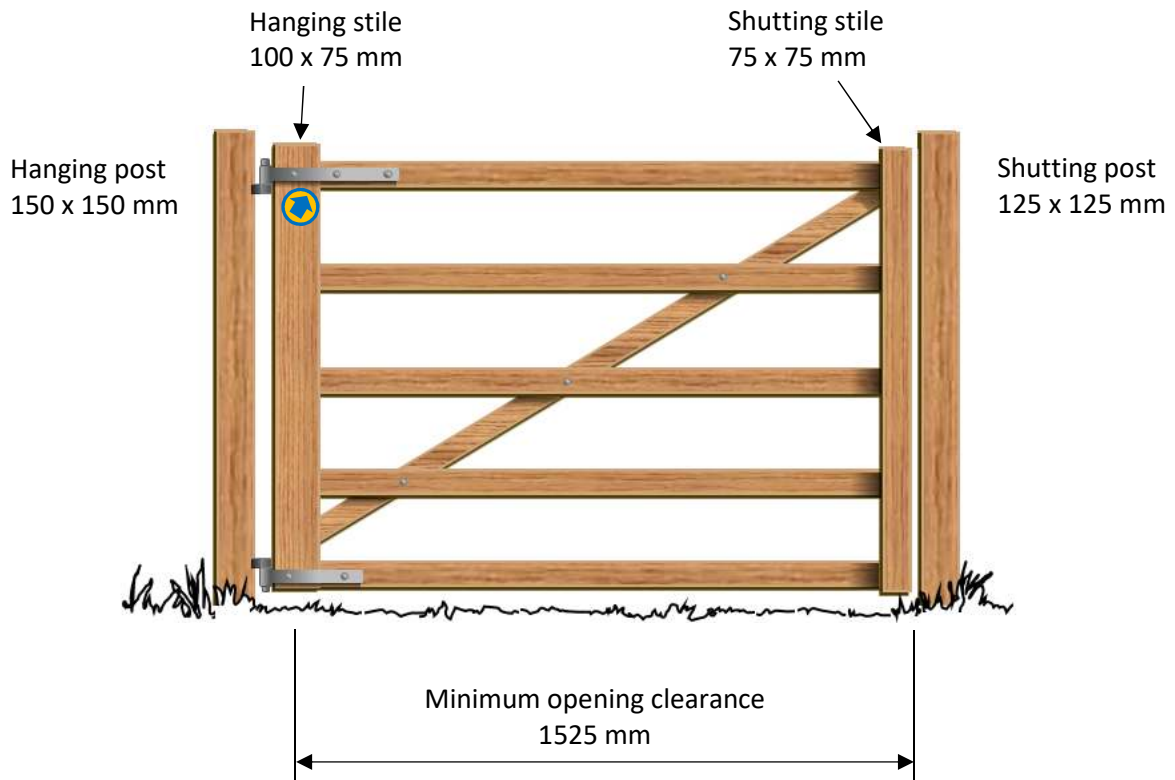


Bridlegates



Standard Wood Bridlegate

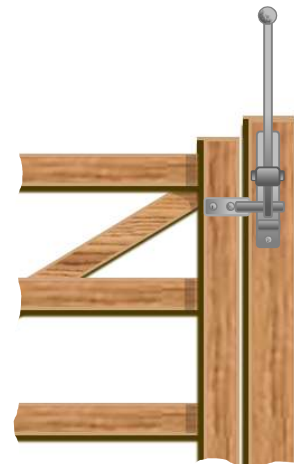
Specifications:



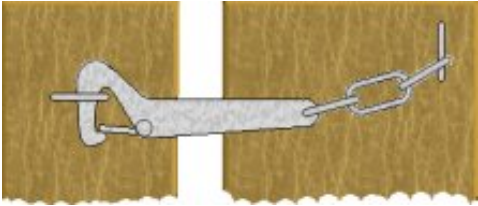
- All bridleway gates should have a minimum opening clearance of 1525 mm (the space between hanging and shutting post will need to take into account hinges and hanging stile when the gate is open).
- Where possible the bridlegate should have at least 1 m clearance from adjacent hedges or fencing.
- Where gates are adjacent to a carriageway (used by motor vehicles), the gate should be set back 4 m from the carriageway.

Latches recommended for closing bridlegates:

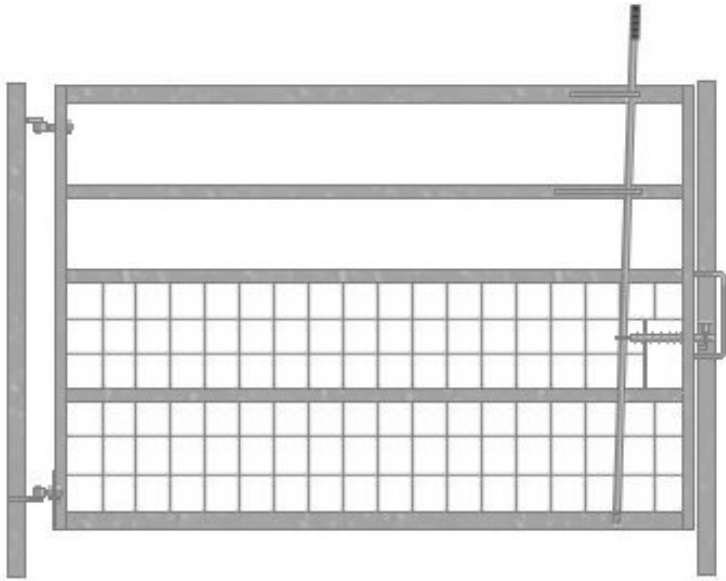
- The standard latch has an extended handle for ease of opening on horseback and will re-fasten when the gate is closed
- These can be fitted to any wood gate and come standard to most metal bridlegates



An alternative 'hook and eye' style gate fasteners are also easily opened and closed from horseback.



Typical Metal Bridlegate



Where bridlegates are situated near field corners it is recommended that there is at least 1m clearance from the adjacent hedge/fencline.

