

Durham Student Assured Housing Scheme
(DSAHS)

&

StuRents.com

Integration User Guide



Durham Student Assured Housing Scheme has been set up by Durham County Council to identify rental properties that meet safety and security standards. An assured property is a guarantee that the minimum room size requirements have been adhered to, adequate bathroom and washing facilities have been provided and the landlord or manager of the property has a complaints procedure in place, which would allow tenants to report any problems easily.


The scheme is recommended by Durham Students' Union and is supported by the University.

StuRents is the UK's largest online student accommodation search platform, listing in excess of 250,000 beds in the UK and over 7,000 in Durham. StuRents has been advertising accommodation in Durham since 2008.

The following simple steps explain how you, as a property manager or landlord, can add your DSAHS certificate to StuRents. It also highlights the marketing benefits of adding each assured property's certificate on StuRents.



STEP 1: Get your certificate number from your certificate



Your certificate ID is 6 digits long, and can be found in the top left of your certificate following the “DSAHS/” prefix

STEP 2: Go to [StuRents.com](https://sturents.com)

Go to [StuRents.com](https://sturents.com) and sign in to your account using the Sign-In link on the top right.



If you have yet to sign up to [StuRents](https://sturents.com), click the “LIST A PROPERTY” button and follow the steps to add your property and verify your account.



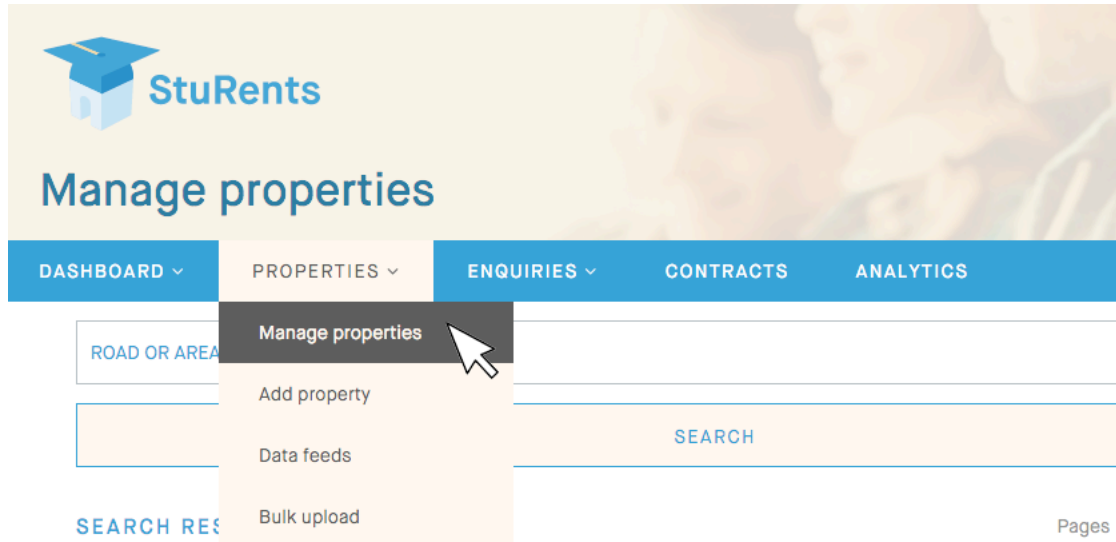
STEP 3: Access your Management Dashboard

Once logged in, navigate to your Management Dashboard, which you can access here: <https://sturents.com/manage/>



STEP 4: Navigate to Manage Properties

You can enter your Manage Properties area of StuRents by hovering over the Properties Menu in the Top Blue bar, and clicking the “Manage Properties” link.



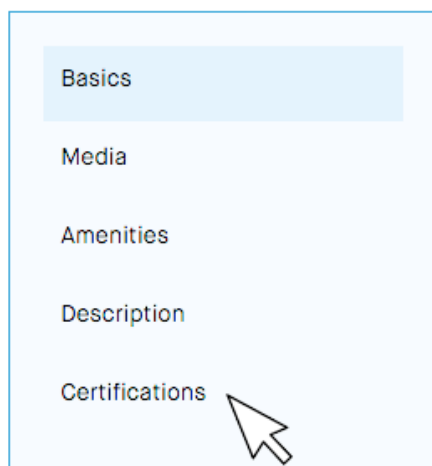
You can also access here: <https://sturents.com/properties/view>

STEP 5: Edit your property listings


This page lists all of your properties on StuRents. To add your assurance certificate, click the Edit property button on the right hand side of the table.

This will take you to your Edit Property page.

STEP 6: Navigate to the Certifications tab, which is accessible from the menu box on the left, as follows:



STEP 7: Adding your corresponding 6 digit certificate ID from Step 1



The screenshot shows a web form titled "UNIVERSITY ACCREDITATION SCHEME". On the left is the Durham Student Assured Housing Scheme logo, which features a pink location pin with a graduation cap and a house icon, and the text "DURHAM STUDENT ASSURED HOUSING SCHEME." To the right of the logo, the text "Durham County Council" is displayed above a text input field labeled "Reference number". Below the input field is a yellow button with the text "ADD RATING".

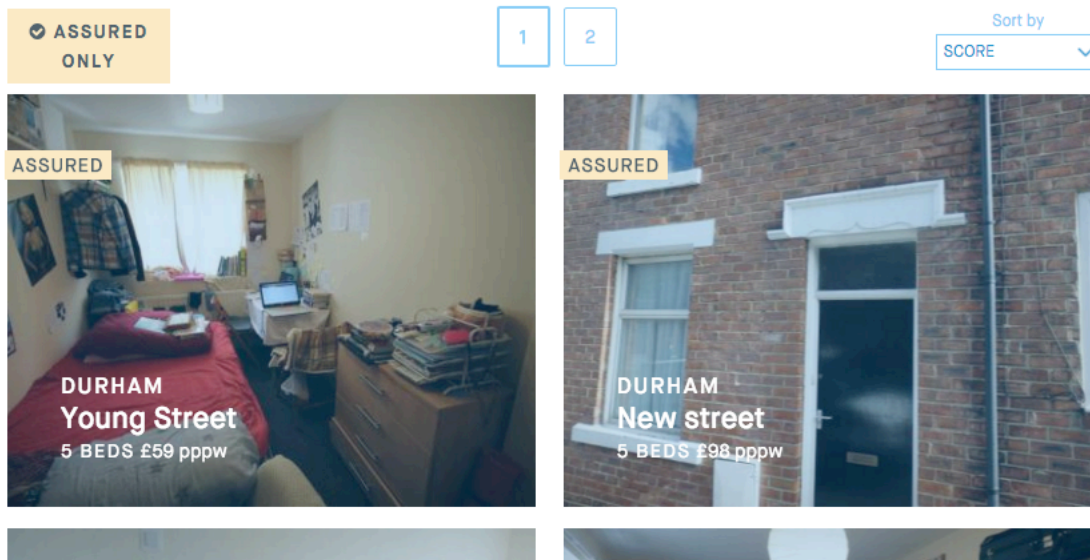
Enter your six digit ID (without the DSAHS/ prefix) and click the yellow “Add Rating” button.

After a few seconds, you will receive a response to your request. If the response states “Your rating has been successfully added”, proceed to **Step 8** below. Otherwise, please contact durham@StuRents.com if you require assistance.

STEP 8: Viewing your “Assured” property listing

The process is now complete, and you can repeat steps 5,6 and 7 for all other assured properties listed on StuRents.

Your available, assured properties will now appear when users filter for “Assured Only” properties, as per the below screenshot:



The listing is enhanced with a distinctive colour scheme to differentiate between assured and non-assured properties.

The Durham Student Assured Housing Scheme logo will appear on each of your assured property profile pages, visible to students and their parents as they house hunt.

Should you wish to speak with StuRents to assist you in adding a property or assurance certificate ID on StuRents, please contact:

E: durham@StuRents.com

T: 0330 500 1130

Should you wish to join the scheme as a student landlord, you can find more information at: <http://www.durham.gov.uk/studentlandlords>, where you can also download an application form. Durham County Council are contactable on:

E: ehcp@durham.gov.uk

T: 0300 026 1016

